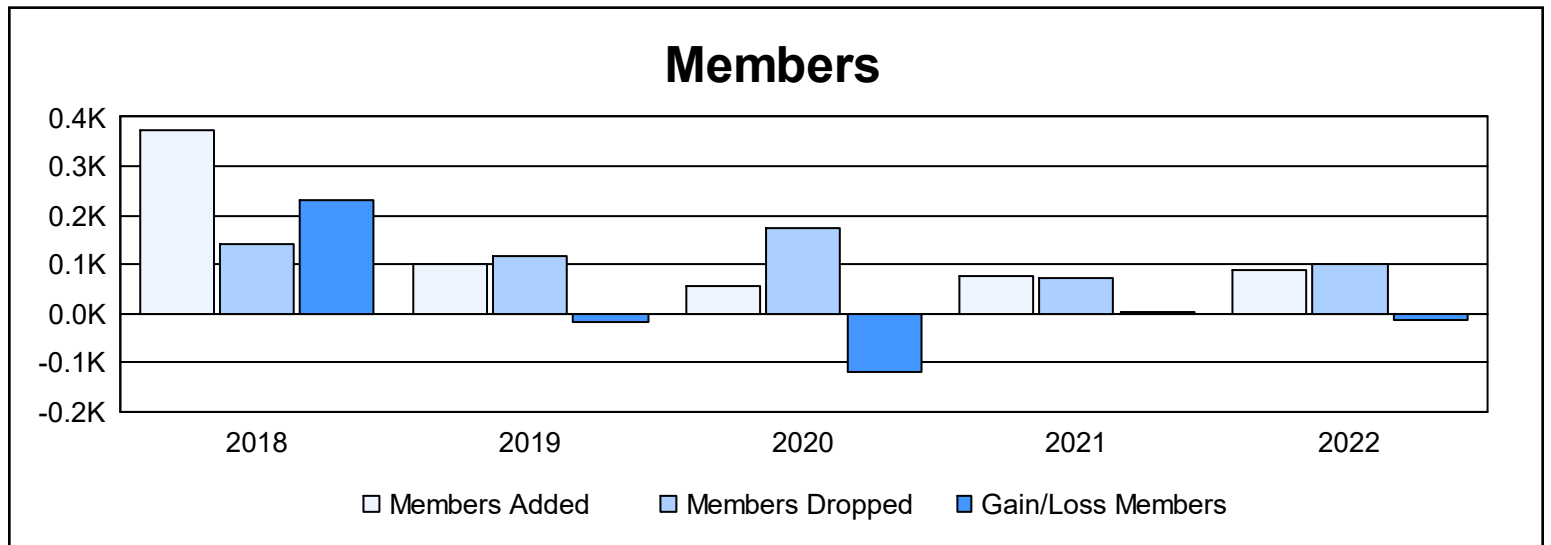
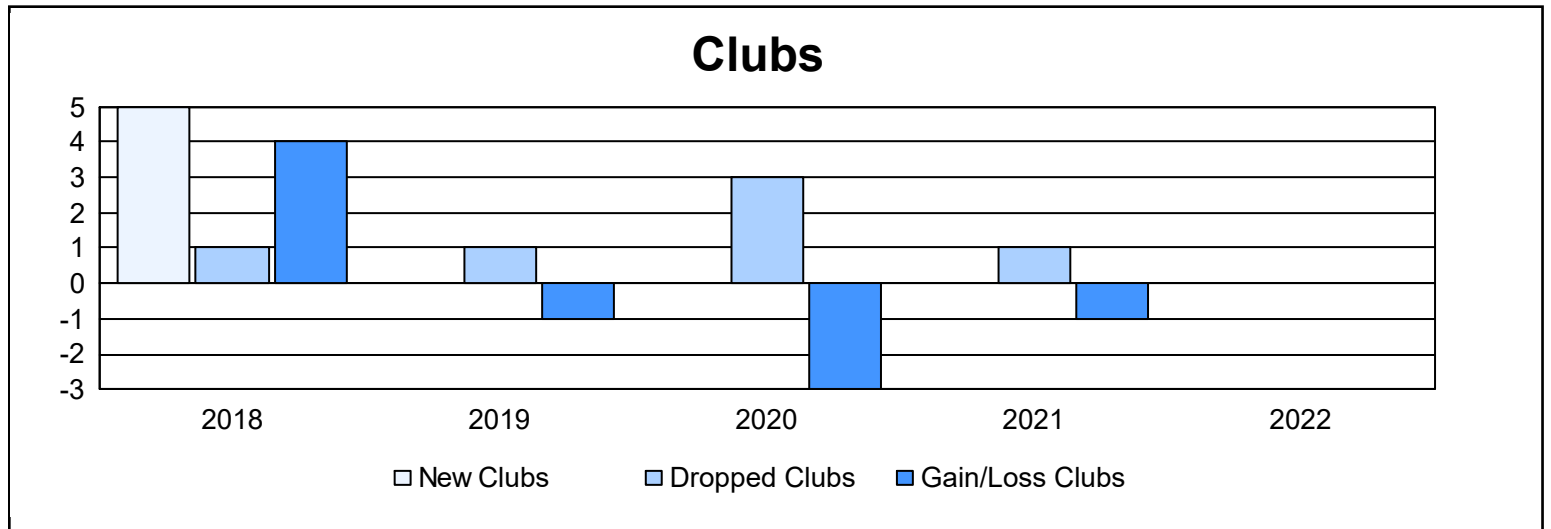
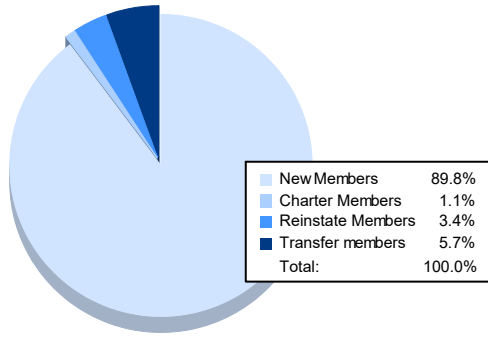


| Year           | New Clubs | Dropped Clubs | Gain/ Loss Clubs | New Members | Charter Members | Reinstate Members | Transfer Members | Total Member Added | Total Members Dropped | Gain/ Loss Members |
|----------------|-----------|---------------|------------------|-------------|-----------------|-------------------|------------------|--------------------|-----------------------|--------------------|
| 2017-2018      | 5         | 1             | 4                | 232         | 118             | 21                | 2                | 373                | 141                   | 232                |
| 2018-2019      | 0         | 1             | -1               | 96          | 3               | 0                 | 1                | 100                | 116                   | -16                |
| 2019-2020      | 0         | 3             | -3               | 48          | 5               | 2                 | 0                | 55                 | 173                   | -118               |
| 2020-2021      | 0         | 1             | -1               | 74          | 1               | 0                 | 0                | 75                 | 74                    | 1                  |
| 2021-2022      | 0         | 0             | 0                | 79          | 1               | 3                 | 5                | 88                 | 100                   | -12                |
| <b>Average</b> | <b>1</b>  | <b>1</b>      | <b>0</b>         | <b>106</b>  | <b>26</b>       | <b>5</b>          | <b>2</b>         | <b>138</b>         | <b>121</b>            | <b>17</b>          |



### Membership Composition June 2022 Cumulative



### Gender Composition June 2022 Cumulative

